

**Under the Stars**  
**Block of the Week Quilt**  
**by Debra Davis**




Tuning My Heart Quilts

Fabric Requirements

**Note:** These are minimum requirements I add ¼ yard to be sure I have enough for those occasional “oopses”


**Under the Stars:** Finished Size-56” x 56”



For the basic Red and White version of the quilt top you will need the following:

- Light Red: ½ yard
- Medium Red #1: ½ yard
- Medium Red #2: ½ yard
- Dark Red: ¼ yard
- Gray Print #1: ¼ yard
- Gray Print #2: ¼ yard
- White on White: 1 ½ yard
- Sashing Strips: 1 yard
- Binding: ½ yard
- Backing: 4 yards
- Batting: 4 yards


Under the Stars: Alternate Setting #1: Finished Size approx. 87" x 87"



For Alternate Setting #1 you will need to add the following fabrics:

- A-large setting triangles: 2 ½ yards
- B-small setting triangles: ¾ yard
- C-squares in alternate blocks: ¼ yard
- D-Small squares in sashing: ½ yard
- E-White Sashing strips: 1 ¾ yard
- F-Narrow sashing strips: 1 yard
- G-optional outer border: ½ yard
- Binding: ¾ yard
- Batting: 8 ¼ yards
- Backing: 8 ¼ yards

Under the Stars Alternate Setting #2: Finished size 86" x 86"



For Alternate Setting #1 you will need to add the following fabrics:

- Black Block borders: 1 1/2 yards
- Red Sashing Strips: 2 yards
- White setting triangles 1 1/8 yards
- Optional outside border: 1/2 yard
- Binding: 3/4 yard
- Batting: 8 yards
- Backing: 8 yards