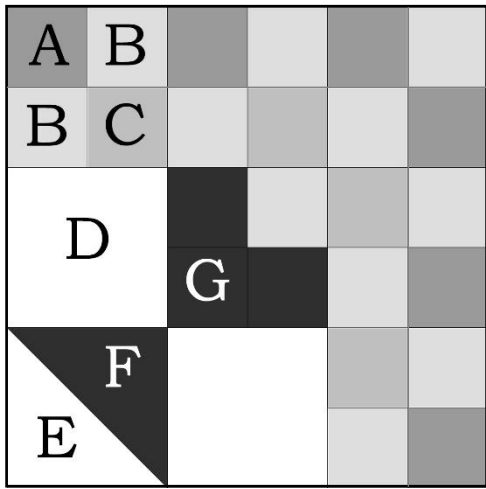


# Passing the Days: 87-Bowl of Fruit



**Cutting Directions:**

Light Fabric:

D (cut 2) 2½" x 2½"

E (cut 1) ) 3" x 3"

Medium Fabric:

B (cut 11) 1½" x 1½"

C (cut 4) 1½" x 1½"

Dark Fabric:

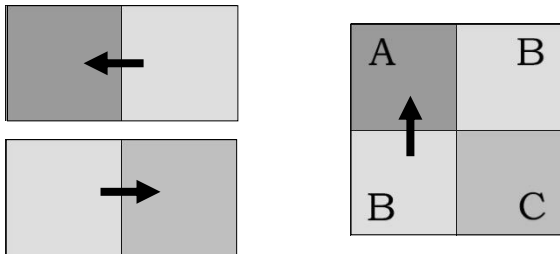
A (cut 6) 1½" x 1½"

F (cut 1) 3" x 3"

G (cut 3) 1½" x 1½"

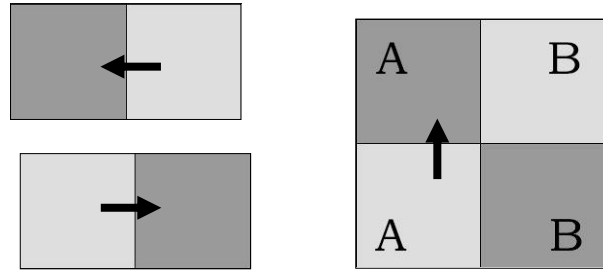
**Directions:** (Press as indicated by arrows.)

**1.** Use four A squares and eight B squares and the C squares to make four Unit 1's. These will measure 2½" x 2½".



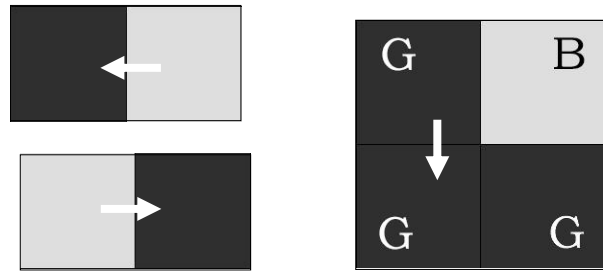
**2.** Use two A squares and two B squares to make one Unit 2.

This unit measures 2½" x 2½".

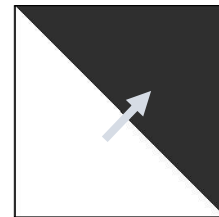


**3.** Use the remaining B square and the G squares to make one Unit 3.

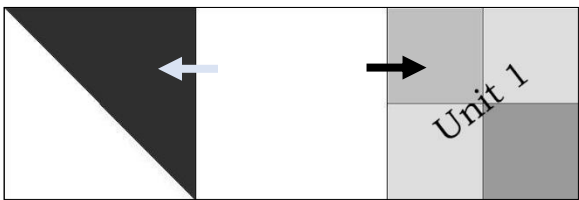
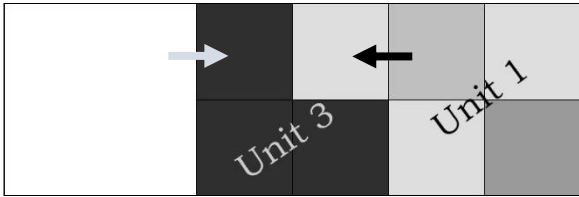
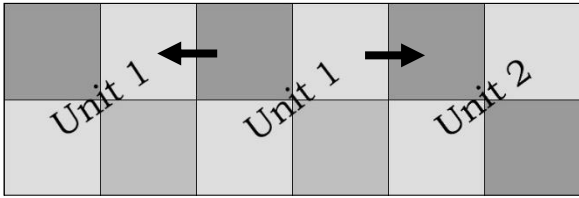
This unit measures 2½" x 2½".



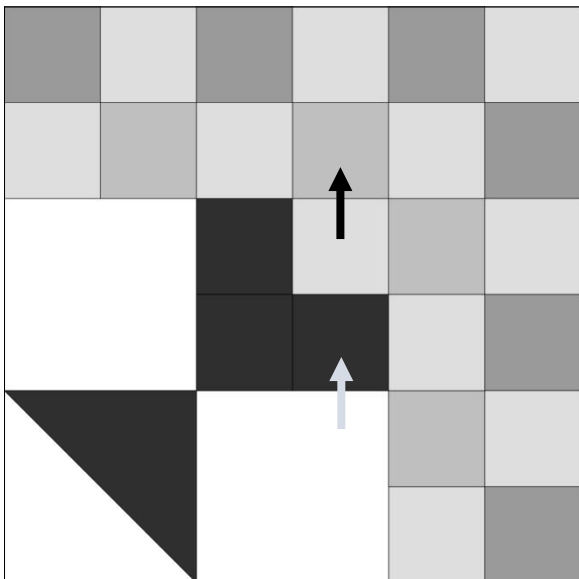
**4.** Use the E and F squares to make one Half-square Triangle. (See General Directions Sheet for specific instructions.) Trim to 2½" x 2½".



**9.** Lay out the E squares with all of the other units as shown and join to make three rows. Watch the direction of the Unit 1's on rows two and three.



**10.** Join the rows to complete the block. Block measures 6½" x 6½" unfinished.



This pattern is for personal use.

It cannot be copied or distributed in any format. It cannot be used with distribution in any product, including kits or made into a pattern for resale without written permission from Debra Davis.

