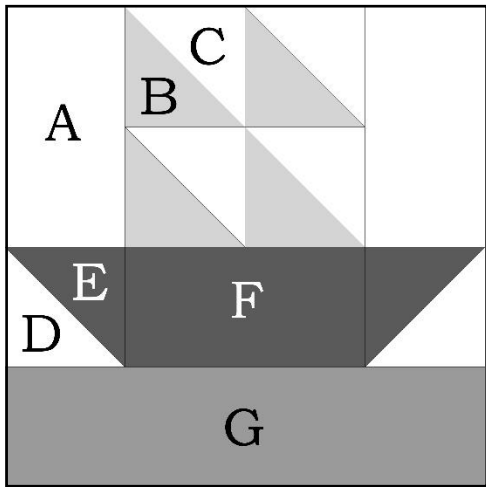


Passing the Days: 81-Ship of Dreams



Cutting Directions:

Light Fabric:

- A (cut 2) 2" x 3½"
- C (cut 2) 2½" x 2½"
- D (cut 1) 2½" x 2½"

From Medium Fabric:

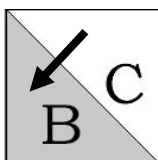
- B (cut 2) 2½" x 2½"

From Dark Fabrics:

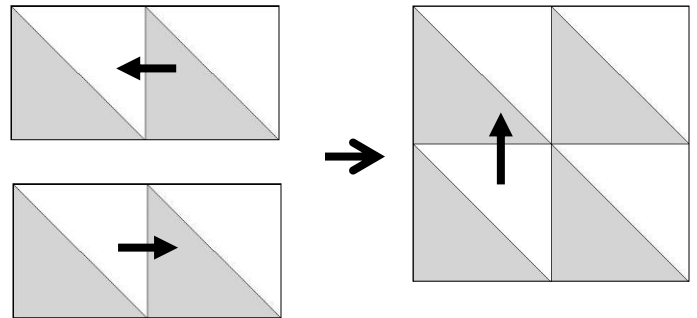
- E (cut 1) 2½" x 2½"
- F (cut 1) 2" x 3½"
- G (cut 1) 2" x 6½"

Directions: (Press as indicated by arrows.)

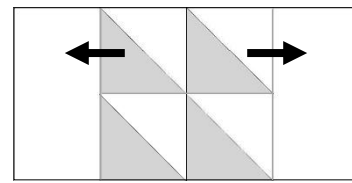
1. Use the B and C squares to make four Half-square Triangles (HST). Trim to 2" x 2".



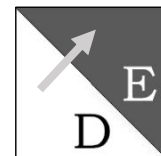
2. Combine the HST's to make a four-patch unit. This unit measures 3½" x 3½".



3. Add the A rectangles to each side of the four-patch unit. This unit measures 3½" x 6½".



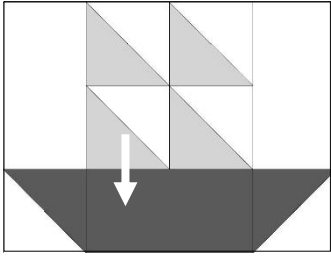
4. Use the D and E squares to make two Half-square Triangles (HST). Trim to 2" x 2".



5. Add these HST's to each end of the F rectangle as shown. This unit measures 2" x 6½".

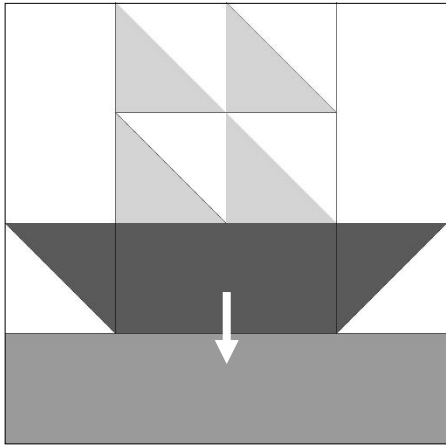


6. Join the units from Step 3 and Step 5.



7. Add the G rectangle to the bottom to finish the block.

Block measures $6\frac{1}{2}$ " x $6\frac{1}{2}$ " unfinished.



This pattern is for personal use.
It cannot be copied or distributed in any
format. It cannot be used with distribution
in any product, including kits or made into
a pattern for resale without written
permission from Debra Davis.

