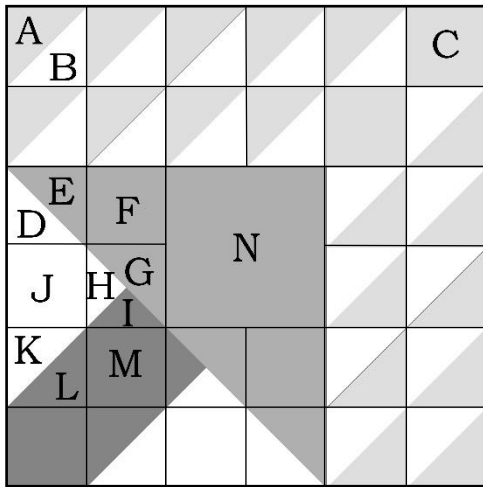


Passing the Days: 74-Pine Tree



Cutting Directions:

Background Fabric:

- B (cut 9) 2" x 2"
- D (cut 1) 2" x 2"
- J (cut 2) 1½" x 1½"
- H (cut 1) 2½" x 2½"
- K (cut 1) 2" x 2"

Medium Fabric #1:

- A (cut 9) 2" x 2"
- C (cut 2) 1½" x 1½"

Medium Fabric #2:

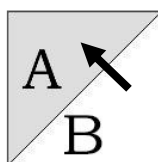
- E (cut 1) 2" x 2"
- F (cut 2) 1½" x 1½"
- G (cut 1) 2⅛" x 2⅛"
- N (cut 1) 2½" x 2½"

Dark Fabric:

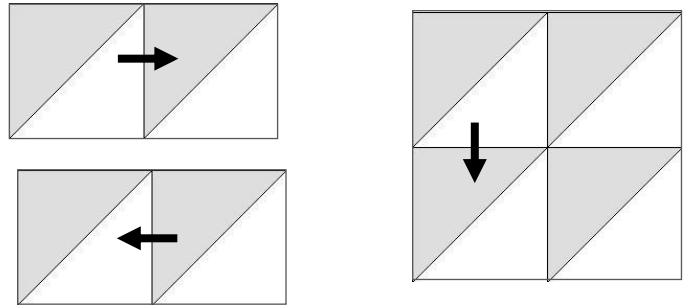
- I (cut 1) 2½" x 2½"
- L (cut 1) 2" x 2"
- M (cut 2) 1½" x 1½"

Directions: (Press as indicated by arrows.)

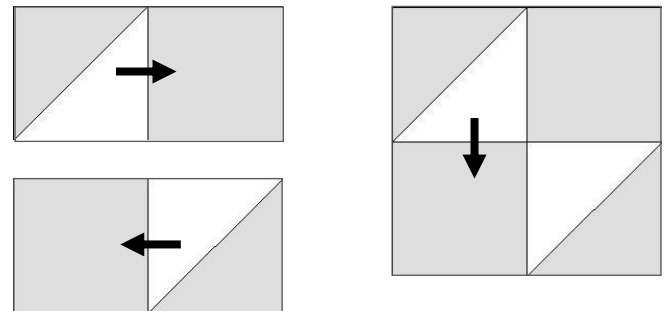
1. Use the A and B squares to make 18 Half-square Triangles. Trim to 1½" x 1½".



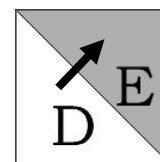
2. Make 4 of the following units using 16 of the HST's. Unit measures 2½" x 2½".



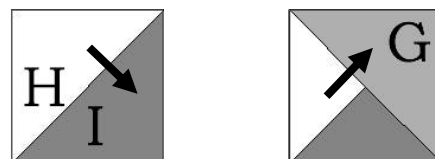
3. With the two remaining HST's and the C squares make the following unit as shown. Unit measures 2½" x 2½".



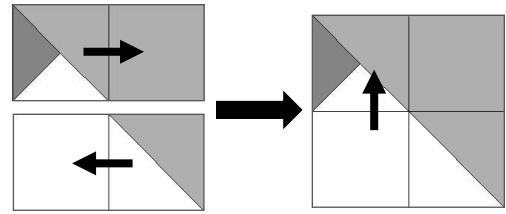
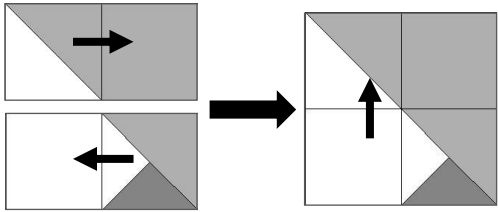
4. Use the D and E squares to make two Half-square Triangles just like in step 1. Trim to 1½" x 1½".



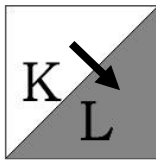
5. Follow directions in the General Instruction sheet for making Split Quarter-square Triangles. Use the H and I squares to make the Half-square Triangles. Use one of the HST's with the G square to complete the unit. Trim to 1½" x 1½".



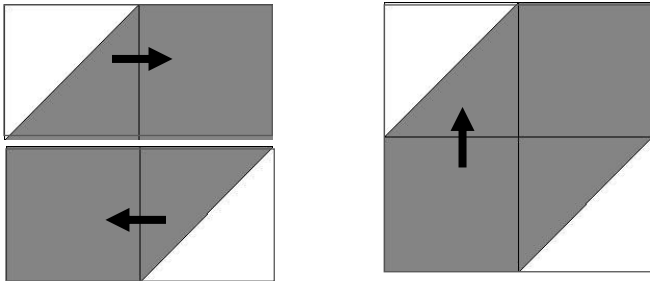
6. Use the D/E HST's and the units from step 5 with the F and J squares to make one of each unit as shown here. These units measures $2\frac{1}{2}'' \times 2\frac{1}{2}''$.



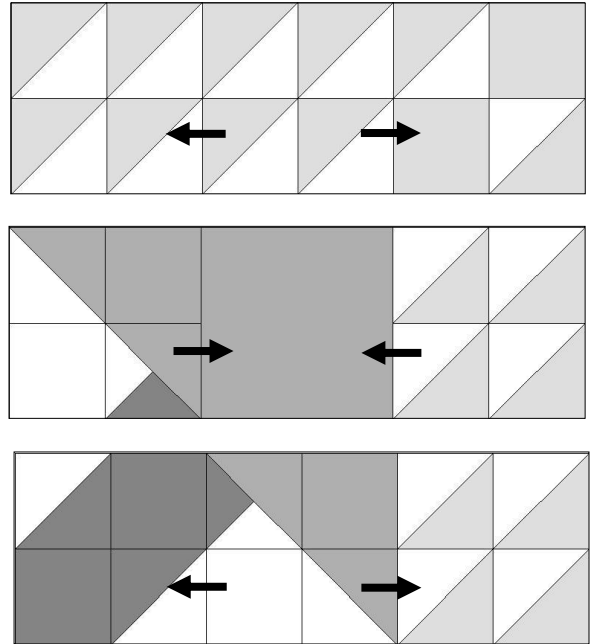
7. Use the K and L squares to make two Half-square Triangles just like in step 1. Trim to $1\frac{1}{2}'' \times 1\frac{1}{2}''$.



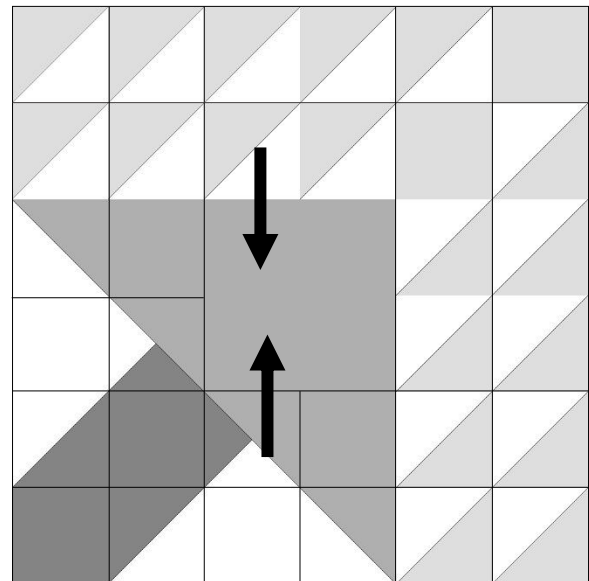
8. Use the K/L HST's with the M squares to make one unit as shown here. These units measures $2\frac{1}{2}'' \times 2\frac{1}{2}''$.



9. Lay out all of the units as shown. Watch direction that they are facing. Match seams and sew together into rows.



10. Join these rows to complete the block. Block measures $6\frac{1}{2}'' \times 6\frac{1}{2}''$ unfinished.



This pattern is for personal use. It cannot be copied or distributed in any format. It cannot be used with distribution in any product, including kits or made into a pattern for resale without written permission from Debra Davis.

