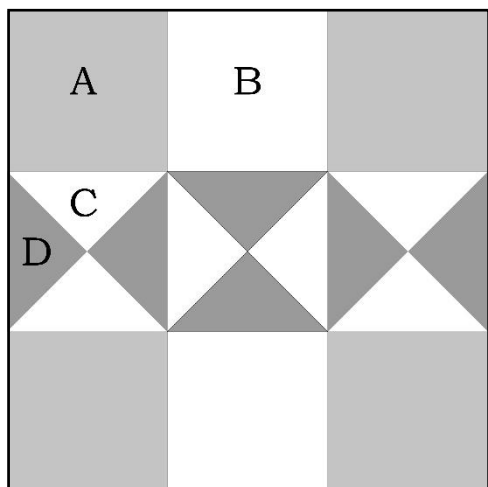


Passing the Days: 72-Triplet



Cutting Directions:

Light Fabric:

B (cut 2) $2\frac{1}{2}$ " x $2\frac{1}{2}$ "

C (cut 2) $3\frac{1}{2}$ " x $3\frac{1}{2}$ "

Medium Fabrics:

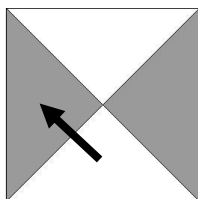
A (cut 4) $2\frac{1}{2}$ " x $2\frac{1}{2}$ "

Dark Fabric:

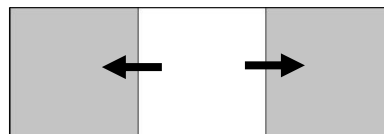
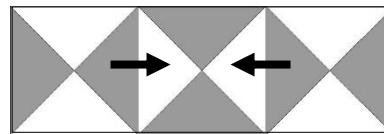
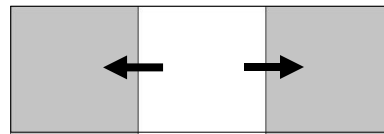
D (cut 2) $3\frac{1}{2}$ " x $3\frac{1}{2}$ "

Directions: (Press as indicated by arrows.)

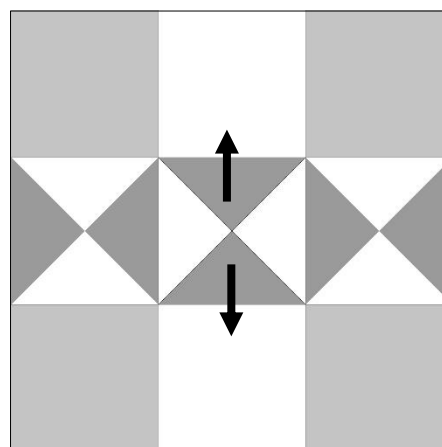
1. Follow directions in General Instruction sheet for making Hourglass units. Use the C and D squares to make four Hourglass units. You will have one extra that will not be used in this block. Press towards D. Trim to $2\frac{1}{2}$ " x $2\frac{1}{2}$ ".



2. Lay out the Hourglass units with the A and B squares as shown. Join into rows.



3. Join the rows to complete the block. Block measures $6\frac{1}{2}$ " x $6\frac{1}{2}$ " unfinished.



This pattern is for personal use. It cannot be copied or distributed in any format. It cannot be used with distribution in any product, including kits or made into a pattern for resale without written permission from Debra Davis.

