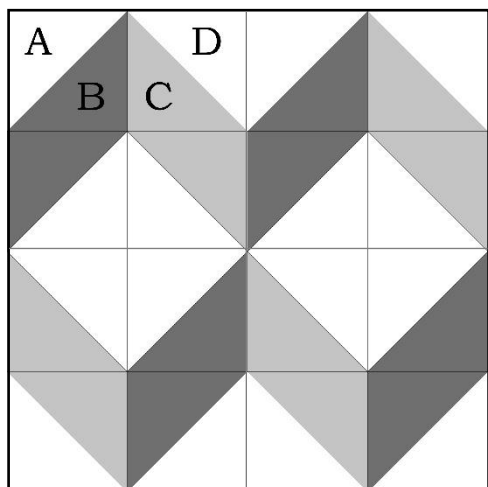


# Passing the Days: 68-Ribbons



## Cutting Directions:

### Light Fabric:

A (cut 4) 2½" x 2½"

D (cut 4) 2½" x 2½"

### Medium Fabric:

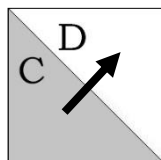
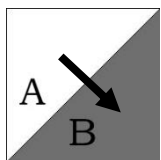
C (cut 4) 2½" x 2½"

### Dark Fabric:

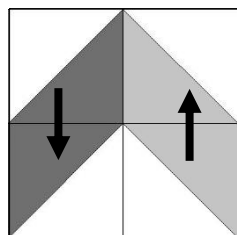
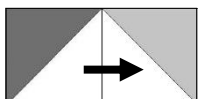
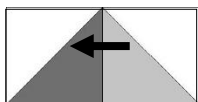
B (cut 4) 2½" x 2½"

**Directions:** (Press as indicated by arrows.)

1. Use the A and B squares to make eight Half-square Triangles (HST). Trim to 2" x 2". Repeat using the C and D squares.

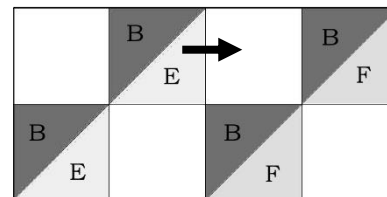
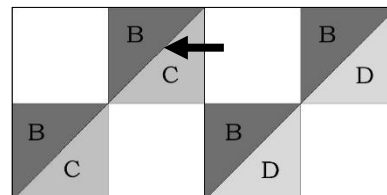


2. Lay out the HST's as shown to make four units. These units measure 3½" x 3½". Fan seams.

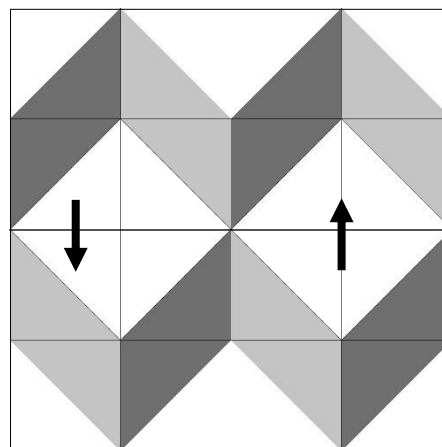


3. Join the four-square units as shown to complete the block.

Block measures 6½" x 6½" unfinished.



Optional: Fan seams open to reduce bulk.



This pattern is for personal use. It cannot be copied or distributed in any format. It cannot be used with distribution in any product, including kits or made into a pattern for resale without written permission from Debra Davis.

