


Passing the Days: 66-Cotton Reels



Cutting Directions:

Light Fabric:

A (cut 8) 2" x 2"

Selection of Four Medium Fabrics:

C (cut 1) 2½" x 2½"

D (cut 1) 2½" x 2½"

E (cut 1) 2½" x 2½"

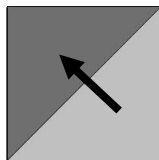
F (cut 1) 2½" x 2½"

Dark Fabric:

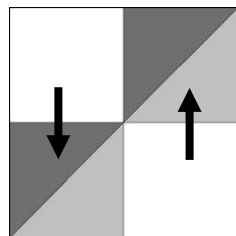
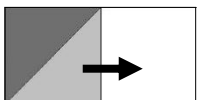
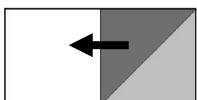
B (cut 4) 2½" x 2½"

Directions: (Press as indicated by arrows.)

1. Use the B and C squares to make two Half-square Triangles (HST). Press towards B. Trim to 2" x 2".



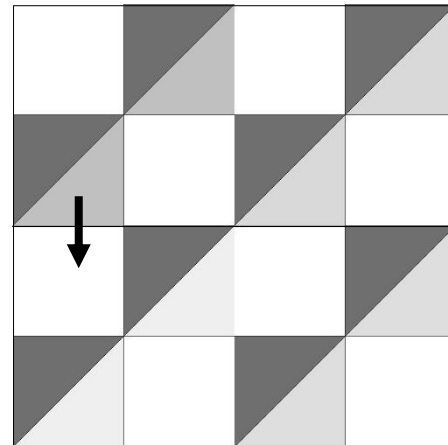
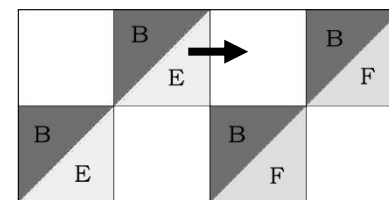
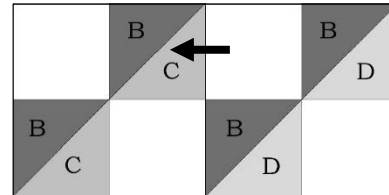
2. Lay out the HST's with the A squares as shown to make one four-square unit. These units measure 3½" x 3½". Fan seams.



3. Repeat steps 1 and 2 using the B and D squares, the B and E squares, and the B and F squares.

4. Join the four-square units as shown to complete the block.

Block measures 6½" x 6½" unfinished.



This pattern is for personal use. It cannot be copied or distributed in any format. It cannot be used with distribution in any product, including kits or made into a pattern for resale without written permission from Debra Davis.

