


# Passing the Days: 64-Whirlpool



## Cutting Directions:

### Light Fabric:

B (cut 4)  $2\frac{5}{8}$ " x  $2\frac{5}{8}$ "

C (cut 4)  $2\frac{1}{2}$ " x  $2\frac{1}{2}$ "

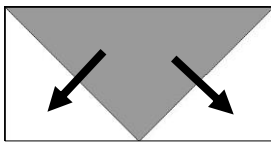
### Dark Fabric:

A (cut 1)  $4\frac{1}{2}$ " x  $4\frac{1}{2}$ "

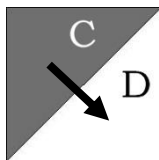
D (cut 4)  $2\frac{1}{2}$ " x  $2\frac{1}{2}$ "

**Directions:** (Press as indicated by arrows.)

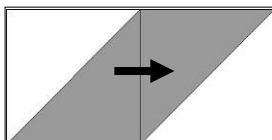
1. Use the A and B squares to make four Flying Geese Units. (see General Instruction Sheet for No-waste Flying Geese) Trim to  $2$ " x  $3\frac{1}{2}$ ".



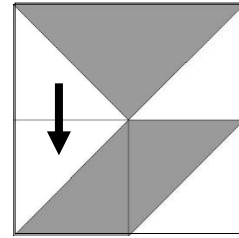
2. Use the C and D squares to make eight Half-square Triangles (HST). Trim to  $2$ " x  $2$ ".



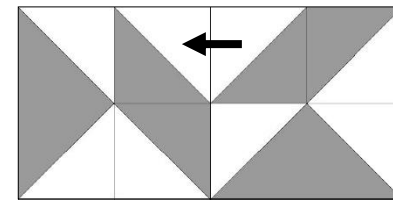
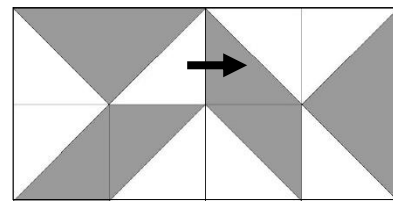
3. Join the HST's into pairs as shown.



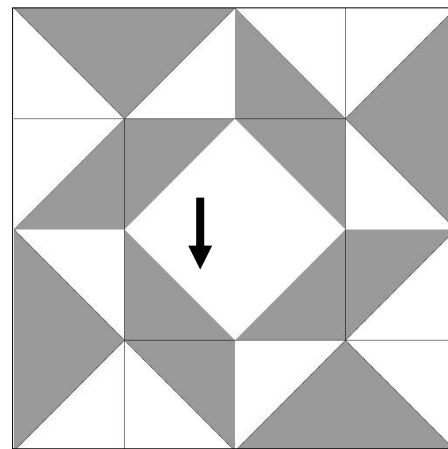
4. Join the HST pairs with the Flying Geese units as shown to make four units. These units measure  $3\frac{1}{2}$ " x  $3\frac{1}{2}$ ".



3. Join the four units as shown to complete the block. Block measures  $6\frac{1}{2}$ " x  $6\frac{1}{2}$ " unfinished.



Optional: Fan seams open to reduce bulk.



This pattern is for personal use. It cannot be copied or distributed in any format. It cannot be used with distribution in any product, including kits or made into a pattern for resale without written permission from Debra Davis.

Tuning My Heart  
Quilts, LLC