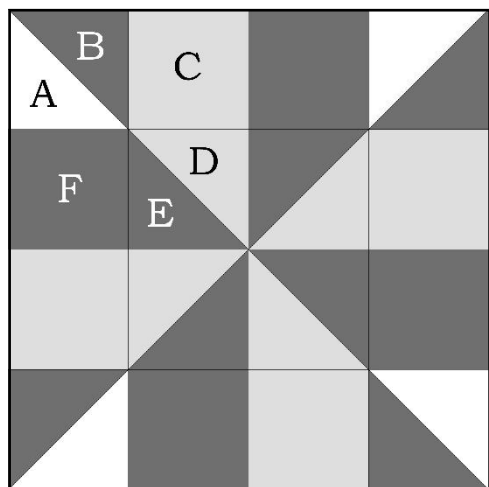


Passing the Days: 60-End of Day



Cutting Directions:

Light Fabric:

A (cut 2) 2½" x 2½"

Medium Fabric:

C (cut 4) 2" x 2"

D (cut 2) 2½" x 2½"

Dark Fabric:

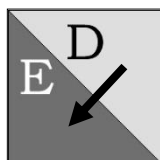
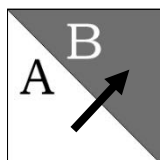
B (cut 2) 2½" x 2½"

E (cut 2) 2½" x 2½"

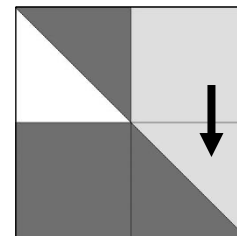
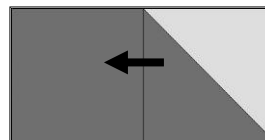
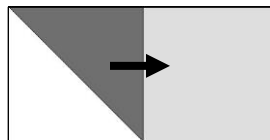
F (cut 4) 2" x 2"

Directions: (Press as indicated by arrows.)

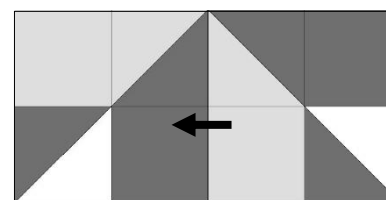
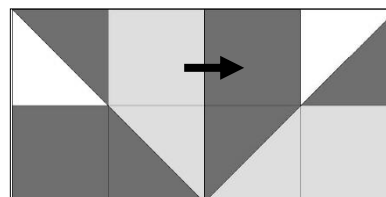
1. Use the A and B squares to make four Half-square Triangles (HST). Press as indicated. Trim to 2" x 2". Repeat using the D and E squares.



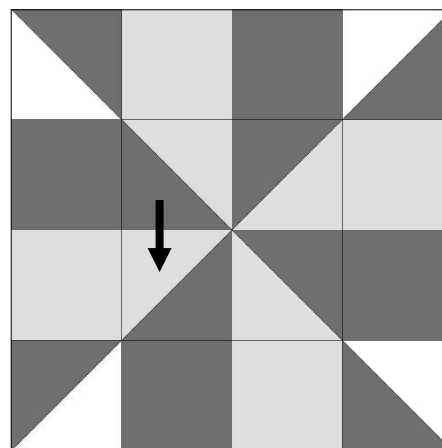
2. Lay out the HST's with the C and F squares as shown to make four of these units. These units measure 3½" x 3½".



3. Join the four units as shown to complete the block. Block measures 6½" x 6½" unfinished.



Optional: Fan seams open to reduce bulk.



This pattern is for personal use. It cannot be copied or distributed in any format. It cannot be used with distribution in any product, including kits or made into a pattern for resale without written permission from Debra Davis.

Tuning My Heart
Quilts, LLC