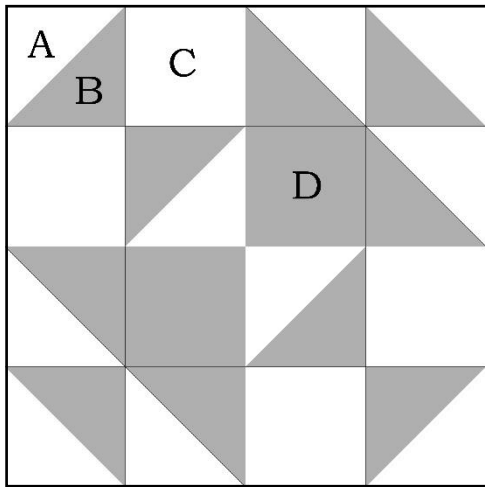


# Passing the Days: 59-Old Maid's Puzzle



## Cutting Directions:

### Light Fabric:

A (cut 5)  $2\frac{1}{2}$ " x  $2\frac{1}{2}$ "

C (cut 4) 2" x 2"

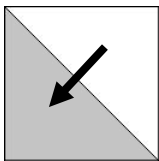
### Medium Fabric:

B (cut 5)  $2\frac{1}{2}$ " x  $2\frac{1}{2}$ "

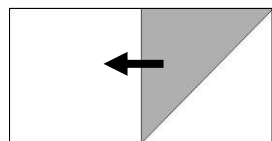
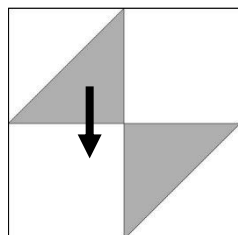
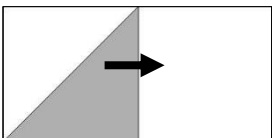
D (cut 2) 2" x 2"

**Directions:** (Press as indicated by arrows.)

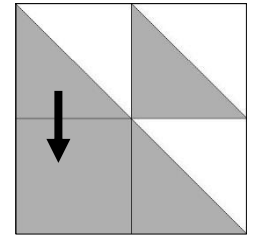
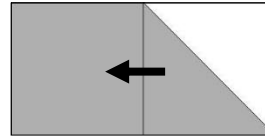
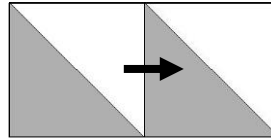
**1.** Use the A and B squares to make 10 Half-square Triangles (HST). Press as indicated. Trim to 2" x 2".



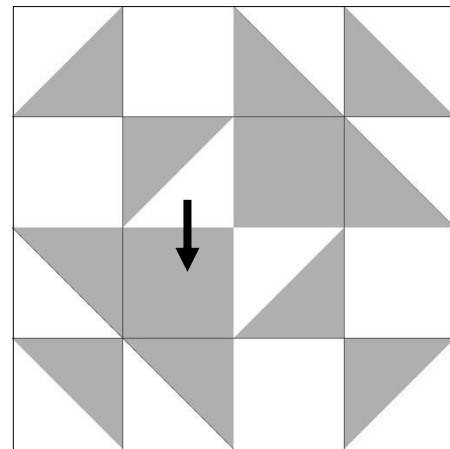
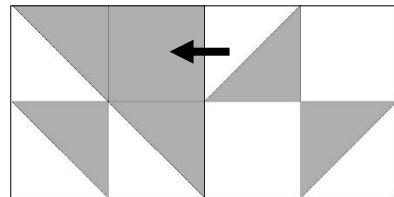
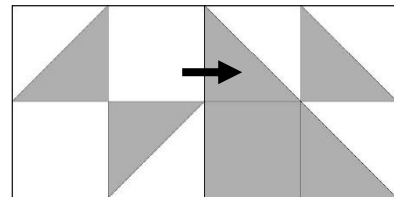
**2.** Lay out four of the HST's with the C squares to make two units as shown. These units measure  $3\frac{1}{2}$ " x  $3\frac{1}{2}$ ".



**3.** Lay out the remaining six HST's with the D squares to make two units as shown. These units measure  $3\frac{1}{2}$ " x  $3\frac{1}{2}$ ".



**4.** Join the four units to complete the block. Block measures  $6\frac{1}{2}$ " x  $6\frac{1}{2}$ " unfinished.



This pattern is for personal use. It cannot be copied or distributed in any format. It cannot be used with distribution in any product, including kits or made into a pattern for resale without written permission from Debra Davis.

