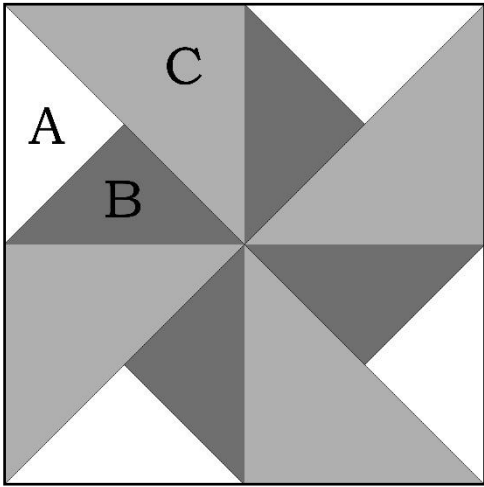


Passing the Days: 58-Double Pinwheel



Cutting Directions:

☐ = Cut in half diagonally: yields 2 triangles.

☒ = Cut twice diagonally: yields 4 triangles.

Light Fabric:

A (cut 1) 4¼" x 4¼" ☒

Medium Fabric:

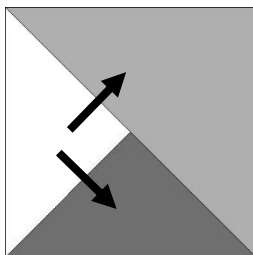
C (cut 2) 3⅞" x 3⅞" ☐

Dark Fabric:

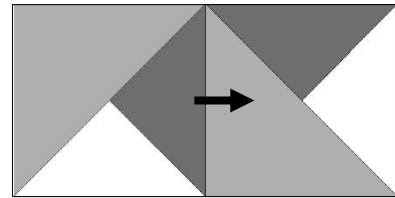
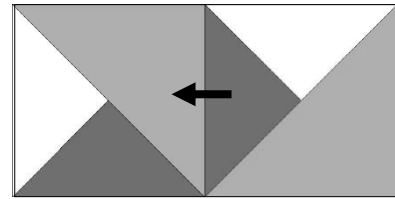
B (cut 1) 4¼" x 4¼" ☒

Directions: (Press as indicated by arrows.)

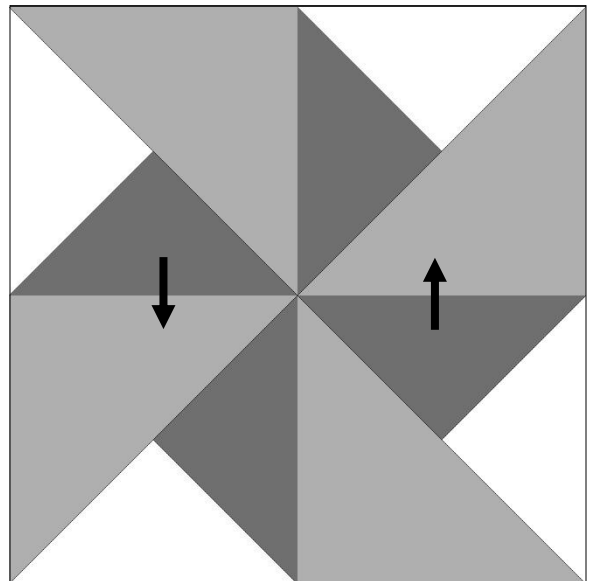
1. Follow directions for making **Split Quarter-square Triangles That are Identical** as given in the General Directions. Press towards the dark side. These units measure 3½" x 3½".



2. Lay out as shown. Watch direction that they are facing. Join into pairs.



3. Join the pairs to complete the block. Fan the seams. Block measures 6½" x 6½" unfinished.



This pattern is for personal use. It cannot be copied or distributed in any format. It cannot be used with distribution in any product, including kits or made into a pattern for resale without written permission from Debra Davis.

