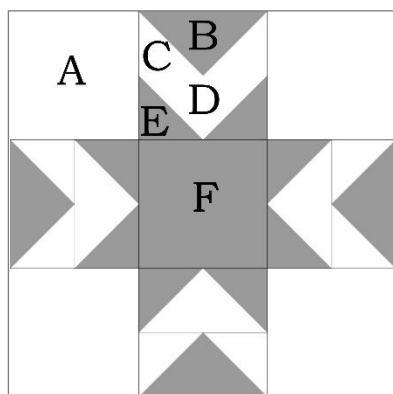


# Passing the Days: 56- Eight-Pointed Star



## Cutting Directions:

### Light Fabric:

A (cut 4)  $2\frac{1}{2}$ " x  $2\frac{1}{2}$ "

C (cut 4)  $2\frac{1}{8}$ " x  $2\frac{1}{8}$ "

D (cut 1)  $3\frac{1}{2}$ " x  $3\frac{1}{2}$ "

### Dark Fabric:

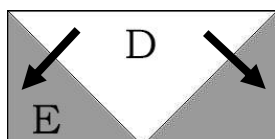
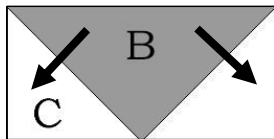
B (cut 1)  $3\frac{1}{2}$ " x  $3\frac{1}{2}$ "

E (cut 4)  $2\frac{1}{8}$ " x  $2\frac{1}{8}$ "

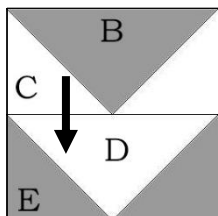
F (cut 1)  $2\frac{1}{2}$ " x  $2\frac{1}{2}$ "

**Directions:** Arrows indicate pressing direction.

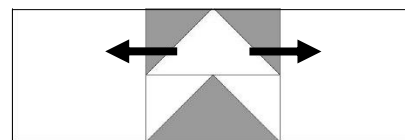
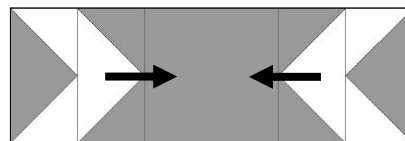
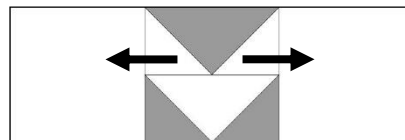
**1.** Follow Directions in General Instructions for Flying Geese. Make four Flying Geese using the B and C squares. And four using the D and E squares. Trim to  $1\frac{1}{2}$ " x  $2\frac{1}{2}$ "



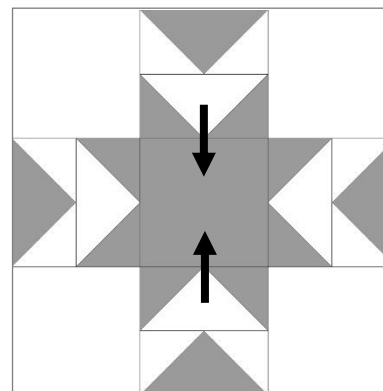
**2.** Join the Flying Geese units together to make four pairs as shown. These units now measure  $2\frac{1}{2}$ " x  $2\frac{1}{2}$ ".



**3.** Arrange the units in order and join into three rows.



**4.** Join these rows to complete the block. Block measures  $6\frac{1}{2}$ " x  $6\frac{1}{2}$ " unfinished.



This pattern is for personal use. It cannot be copied or distributed in any format. It cannot be used with distribution in any product, including kits or made into a pattern for resale without written permission from Debra Davis.

Tuning My Heart  
Quilts, LLC