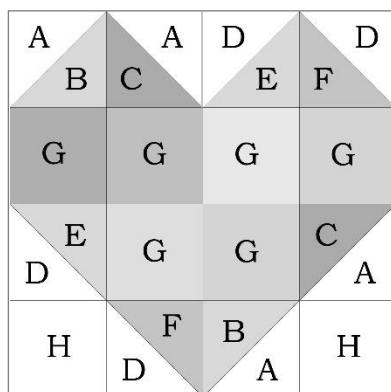


Passing the Days: 55-A Mother's Heart



Cutting Directions:

Light Fabric:

A (cut 2) $2\frac{1}{2}$ " x $2\frac{1}{2}$ "

D (cut 2) $2\frac{1}{2}$ " x $2\frac{1}{2}$ "

H (cut 2) 2" x 2"

Selection of Medium and Dark Fabrics:

B (cut 1) $2\frac{1}{2}$ " x $2\frac{1}{2}$ "

C (cut 1) $2\frac{1}{2}$ " x $2\frac{1}{2}$ "

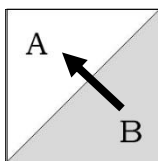
E (cut 1) $2\frac{1}{2}$ " x $2\frac{1}{2}$ "

F (cut 1) $2\frac{1}{2}$ " x $2\frac{1}{2}$ "

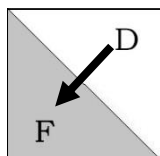
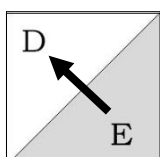
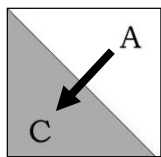
G (cut 6) 2 x 2"

Directions: Arrows indicate pressing direction.

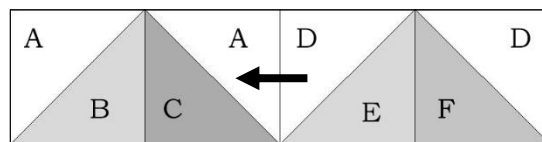
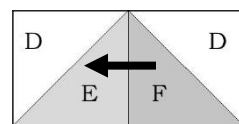
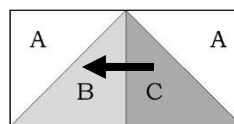
1. Use one A square and the B square to make two Half-square Triangles. Trim to 2" x 2".



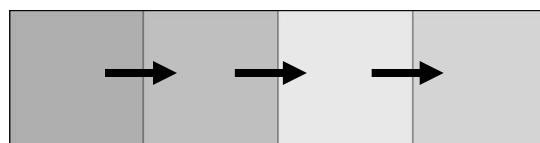
2. Repeat using an A and C square, D and E square, and D and F square. Press as indicated for each combination.



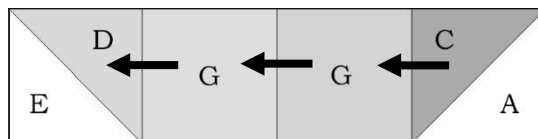
3. Using one of each combination HST join them as shown below. Press.



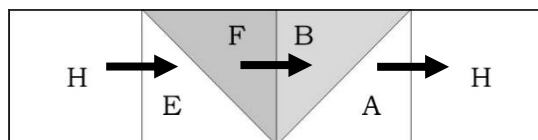
4. Use 4 G squares to make Row 2. Row 2 measures $1\frac{1}{2}$ " x $6\frac{1}{2}$ ".



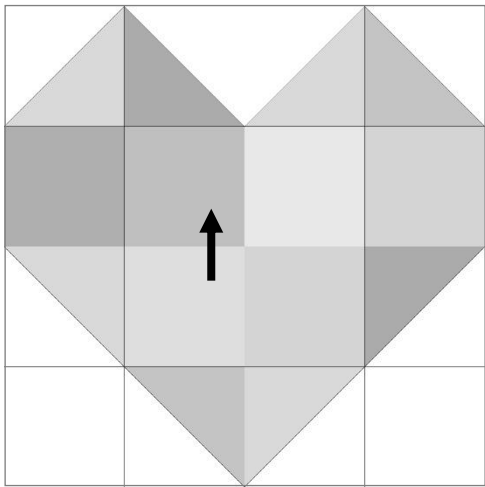
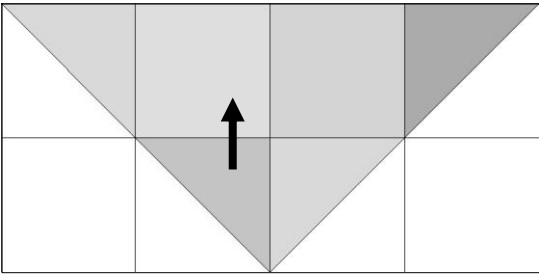
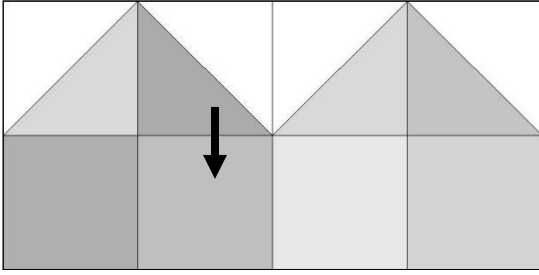
5. Use the remaining G squares with the D/E and A/C Half-square Triangles to make Row 3. Row 3 measures $1\frac{1}{2}$ " x $6\frac{1}{2}$ ".



6. Use the H squares with the D/F and A/B Half-square Triangles to make Row 4. Row 4 measures $1\frac{1}{2}$ " x $6\frac{1}{2}$ ".



7. Join the rows to complete the block.
Block measures 6½" x 6½" unfinished.



This pattern is for personal use.
It cannot be copied or distributed in any
format. It cannot be used with distribution
in any product, including kits or made into
a pattern for resale without written
permission from Debra Davis.

