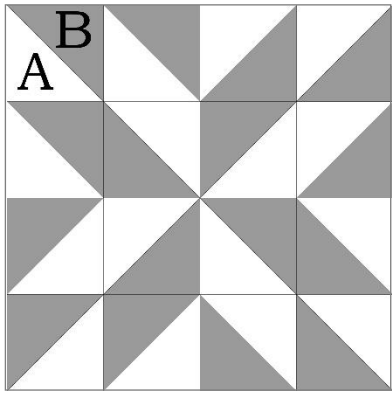


# Passing the Days: 54-Annie's Choice



**Cutting Directions:**

Light Fabric:

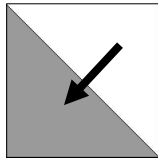
A (cut 8) 2½" x 2½"

Dark Fabric:

B (cut 8) 2½" x 2½"

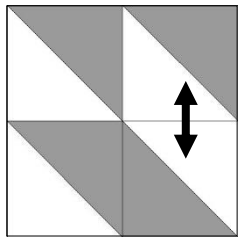
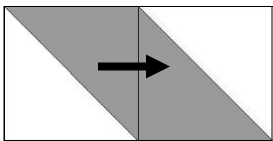
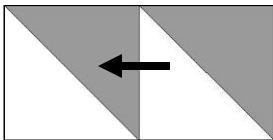
**Directions:** Arrows indicate pressing direction.

**1.** Use the A and B squares to make 16 Half-square Triangles. Trim to 2" x 2".

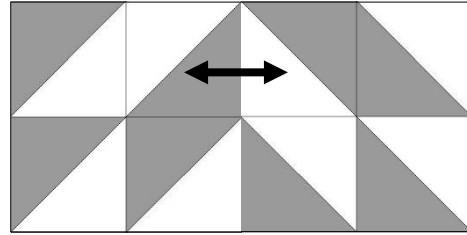
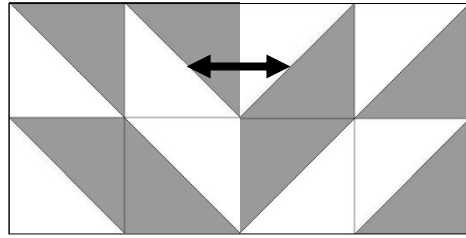


**2.** Join the HST's as shown to make four identical units. ⇕ = Fan seams when pressing.

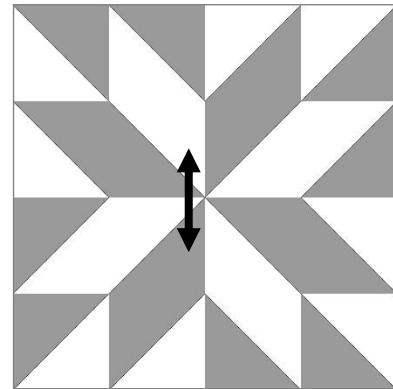
These units measure 3½" x 3½".



**3.** Arrange the units to make a Four-Patch square. Fan seams when pressing.



**4.** Join these rows to complete the block. Fan seam when pressing. Block measures 6½" x 6½" unfinished.



This pattern is for personal use. It cannot be copied or distributed in any format. It cannot be used with distribution in any product, including kits or made into a pattern for resale without written permission from Debra Davis.

