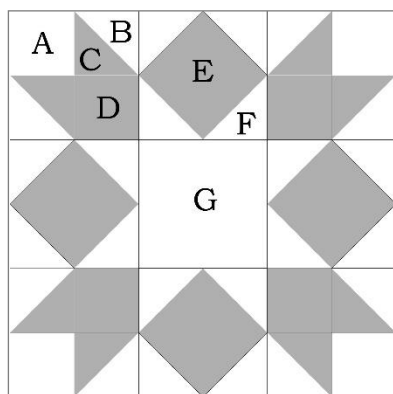


Passing the Days: 53-Love in a Mist



Cutting Directions:

Light Fabric:

A (cut 8) $1\frac{1}{2}$ " x $1\frac{1}{2}$ "

B (cut 4) 2" x 2"

F (cut 16) $1\frac{1}{2}$ " x $1\frac{1}{2}$ "

G (cut 1) $2\frac{1}{2}$ " x $2\frac{1}{2}$ "

Medium Fabric:

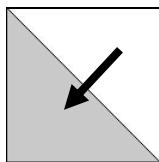
C (cut 4) 2 x 2"

D (cut 4) $1\frac{1}{2}$ " x $1\frac{1}{2}$ "

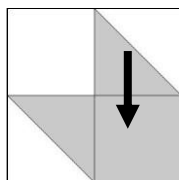
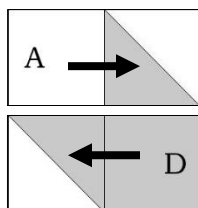
E (cut 4) $2\frac{1}{2}$ " x $2\frac{1}{2}$ "

Directions: Arrows indicate pressing direction.

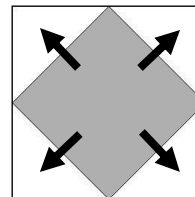
1. Use the B and C squares to make eight Half-square Triangles. Trim to $1\frac{1}{2}$ " x $1\frac{1}{2}$ ".



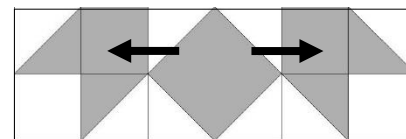
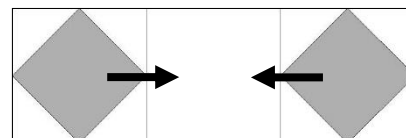
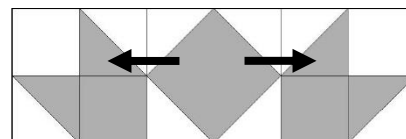
2. Use the A and D squares with the HST's to make four corner units as shown. These units measure $2\frac{1}{2}$ " x $2\frac{1}{2}$ ".



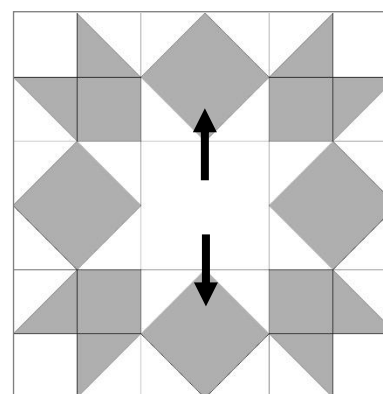
3. Follow Directions in General Instructions for Quick Corner Triangles using the E, and F squares. These will measure $2\frac{1}{2}$ " x $2\frac{1}{2}$ ".



4. Arrange the units in order and join into three rows.



5. Join these rows to complete the block. Block measures $6\frac{1}{2}$ " x $6\frac{1}{2}$ " unfinished.



This pattern is for personal use. It cannot be copied or distributed in any format. It cannot be used with distribution in any product, including kits or made into a pattern for resale without written permission from Debra Davis.

Tuning My Heart
Quilts, LLC