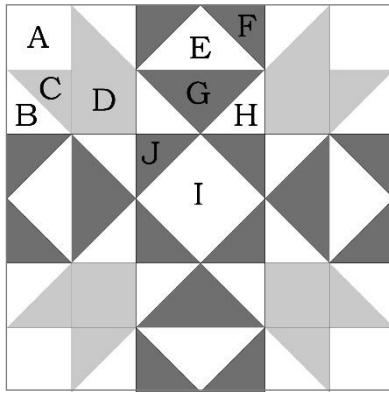


# Passing the Days: 52-Indian Puzzle



**Cutting Directions:**

Light Fabric:

- A (cut 4) 1½" x 1½"
- B (cut 4) 2" x 2"
- E (cut 1) 3½" x 3½"
- H (cut 4) 2⅛" x 2⅛"
- I (cut 1) 2½" x 2½"

Medium Fabric:

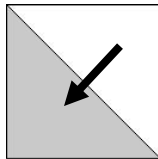
- C (cut 4) 2" x 2"
- D (cut 4) 1½" x 1½"

Dark Fabric:

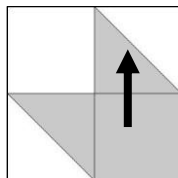
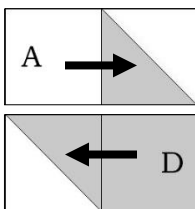
- F (cut 4) 2⅛" x 2⅛"
- G (cut 1) 3½" x 3½"
- J (cut 4) 1½" x 1½"

**Directions:** Arrows indicate pressing direction.

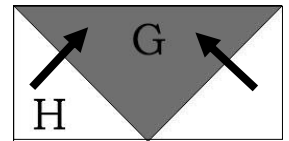
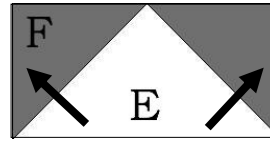
**1.** Use the B and C squares to make eight Half-square Triangles. Trim to 1 ½" x 1 ½".



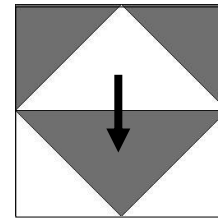
**2.** Use the A and D squares with the HST's to make four corner units as shown. These units measure 2½" x 2½".



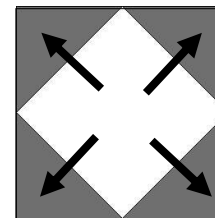
**3.** Follow Directions in General Instructions for Flying Geese. Make four Flying Geese using the E and F squares. And four using the G and H squares. Trim to 1½" x 2½"



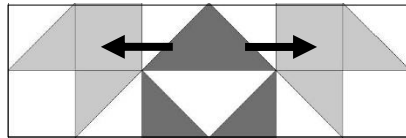
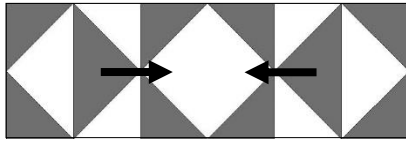
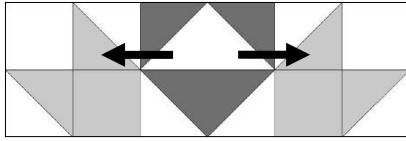
**4.** Join the Flying Geese units together to make four pairs as shown. These units now measure 2½" x 2½".



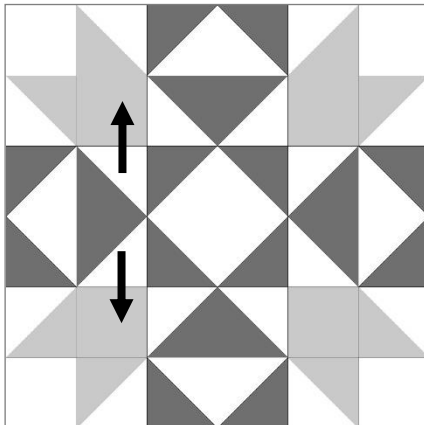
**5.** Follow Directions in General Instructions for Quick Corner Triangles using the A, B, and C squares. These units measure 2½" x 2½".



**6.** Arrange the units in order and join into three rows.



**6.** Join these rows to complete the block.  
Block measures 6½" x 6½" unfinished.



This pattern is for personal use.  
It cannot be copied or distributed in any  
format. It cannot be used with distribution  
in any product, including kits or made into  
a pattern for resale without written  
permission from Debra Davis.

