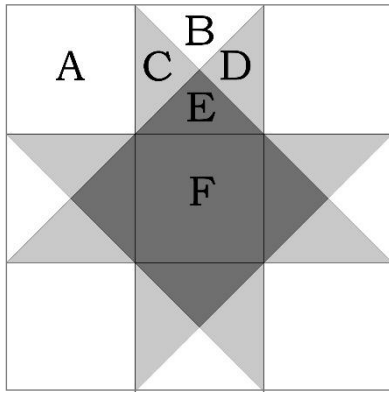


# Passing the Days: 49-Variable Star



## Cutting Directions:

### Light Fabric:

A (cut 4) 2½" x 2½"

B (cut 1) 3½" x 3½"

### Medium Fabric#:

C (cut 1) 3½" x 3½"

D (cut 1) 3½" x 3½"

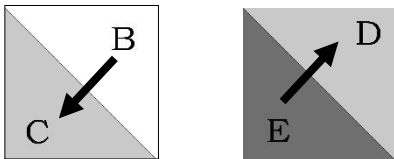
### Dark Fabric:

E (cut 2) 3½" x 3½"

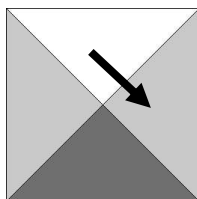
F (cut 1) 2½" x 2½"

**Directions:** Arrows indicate pressing direction.

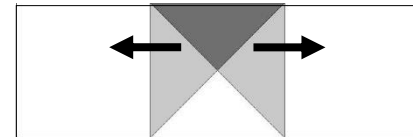
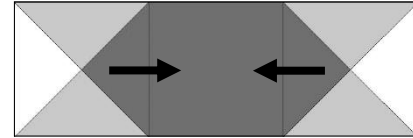
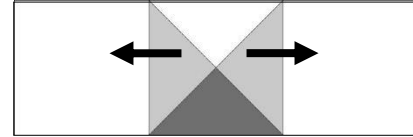
**1.** Use the B, C, D, and E squares to make 8 Half-square Triangles. See General Instruction Sheet for step-by-step if needed.



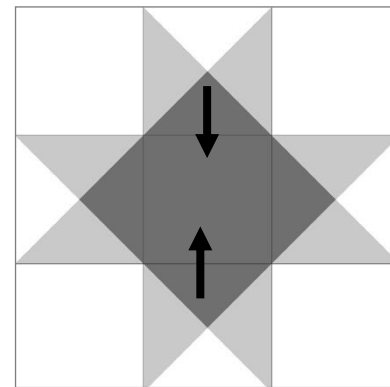
**2.** Follow Directions in General Instructions for Quarter Square Triangles to make 4 of these units. Trim to 2½" x 2½".



**4.** Arrange the Quarter Square Triangle units and the F square as shown and join into three rows.



**5.** Join these rows to complete the block. Block measures 6½" x 6½" unfinished.



This pattern is for personal use. It cannot be copied or distributed in any format. It cannot be used with distribution in any product, including kits or made into a pattern for resale without written permission from Debra Davis.

