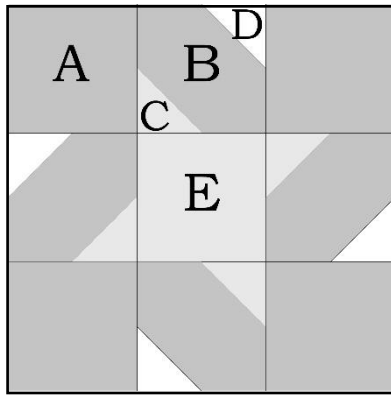


Passing the Days: 44-Mississippi



Cutting Directions:

Light Fabric #1:

D (cut 4) $1\frac{1}{2}$ " x $1\frac{1}{2}$ "

Light Fabric #2:

C (cut 4) $1\frac{1}{2}$ " x $1\frac{1}{2}$ "

E (cut 1) $2\frac{1}{2}$ " x $2\frac{1}{2}$ "

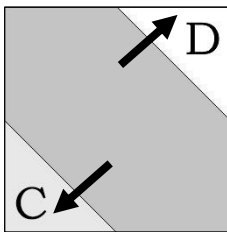
Medium Fabric:

A (cut 4) $2\frac{1}{2}$ " x $2\frac{1}{2}$ "

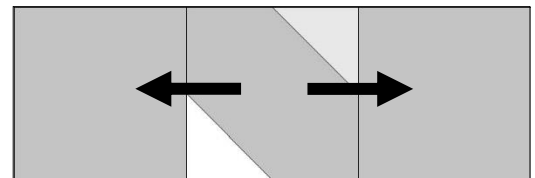
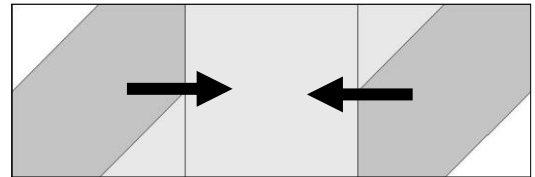
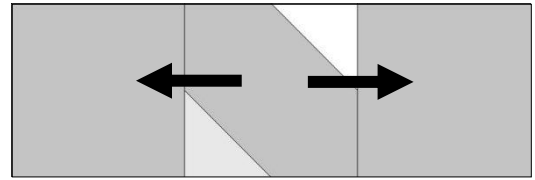
B (cut 4) $2\frac{1}{2}$ " x $2\frac{1}{2}$ "

Directions:

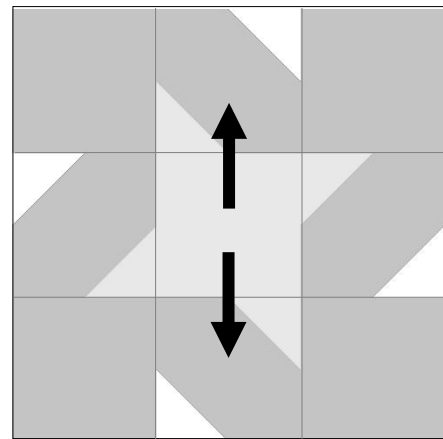
1. Use the Quick Corner Triangle method from the General Instructions. Sew a C and D square to each B square to make 4 units altogether. Press as indicated by arrows. These measure $2\frac{1}{2}$ " x $2\frac{1}{2}$ ".



2. Lay out the units from step 1 with the A and E squares as shown. Sew together into rows.



3. Join these rows to complete the block. Block measures $6\frac{1}{2}$ " x $6\frac{1}{2}$ " unfinished.



This pattern is for personal use. It cannot be copied or distributed in any format. It cannot be used with distribution in any product, including kits or made into a pattern for resale without written permission from Debra Davis.

Tuning My Heart
Quilts, LLC