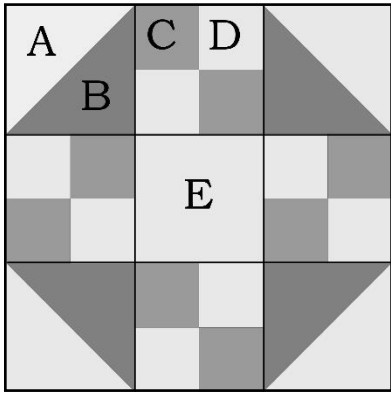


# Passing the Days: 40-Prairie Queen



## Cutting Directions:

### Light Fabric:

A (cut 2) 3" x 3"

D (cut 8) 1½" x 1½"

E (cut 1) 2½" x 2½"

### Dark Fabric #1:


B (cut 2) 3" x 3"

### Dark Fabric #2:

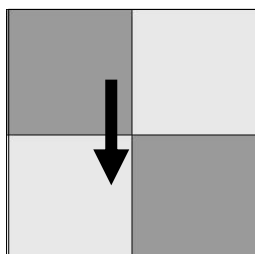
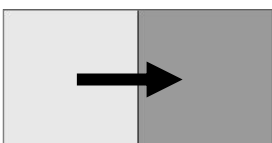
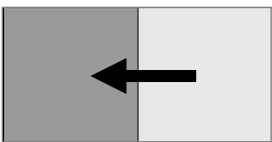
C (cut 8) 1½" x 1½"

**Directions:** Use ¼" seam allowance. Press as indicated by arrows.

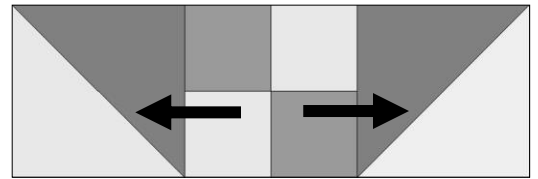
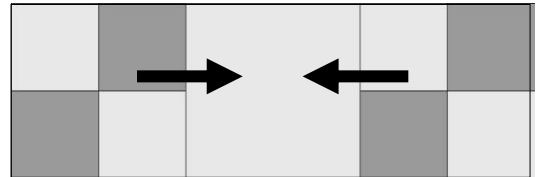
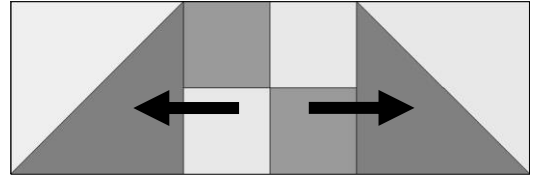
**1.** Use the A and B squares to make 4 Half-square Triangles. Press towards B. Trim to 2½" x 2½".



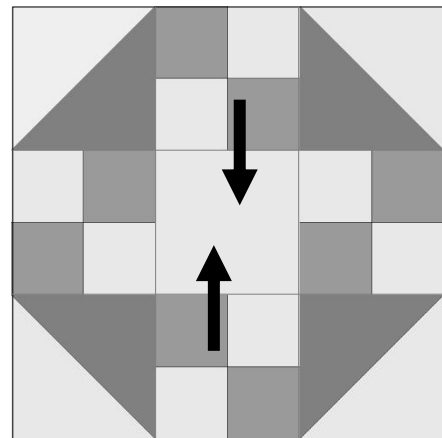
**2.** Join the C and D squares to make four 4-patch units. Press as indicated. These units measures 2½" x 2½"



**3.** Lay out units as shown. Sew together into rows.



**4.** Join these rows to complete the block. Block measures 6½" x 6½" unfinished.



This pattern is for personal use. It cannot be copied or distributed in any format. It cannot be used with distribution in any product, including kits or made into a pattern for resale without written permission from Debra Davis.

