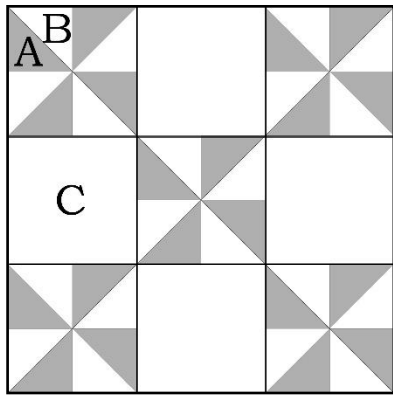


Passing the Days: 39-Flutter Wheel



Cutting Directions:

Light Fabric:

B (cut 10) 2" x 2"

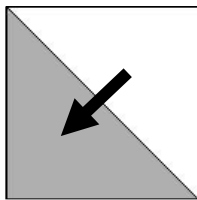
C (cut 4) 2½" x 2½"

Medium Fabric:

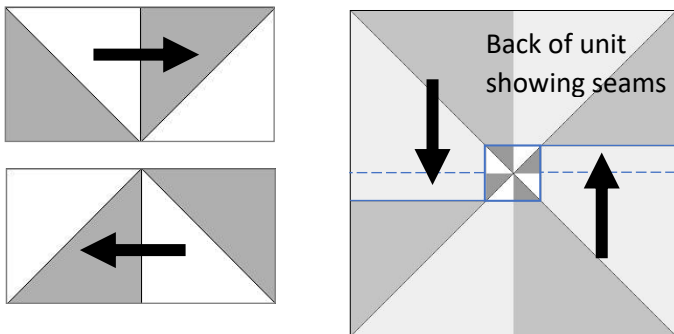
C (cut 10) 2" x 2"

Directions: Use ¼" seam allowance. Press as indicated by arrows.

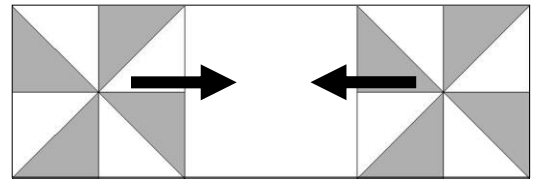
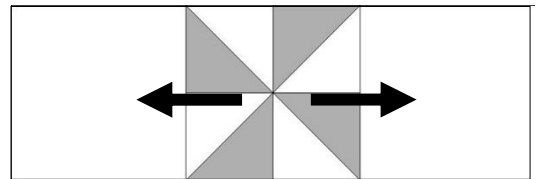
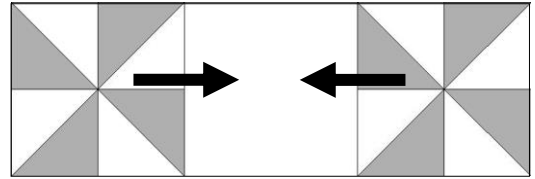
1. Use the A and B squares to make 20 Half-square Triangles. Press towards A. Trim to 1½" x 1½".



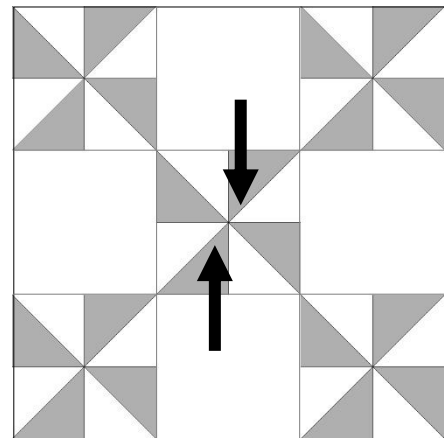
2. Join the HST's to make 5 four-patch units. Fan the seams rather than pressing to one side. These units measure 2½" x 2½".



3. Lay out units as shown. Sew together into rows.



4. Join these rows to complete the block. Block measures 6½" x 6½" unfinished.



This pattern is for personal use. It cannot be copied or distributed in any format. It cannot be used with distribution in any product, including kits or made into a pattern for resale without written permission from Debra Davis.

