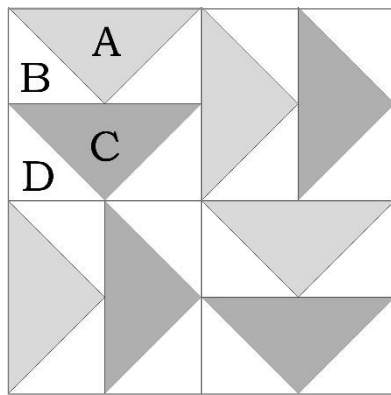


# Passing the Days: 35-Return of the Swallows



## Cutting Directions:

### Light Fabric:

B (cut 4)  $2\frac{5}{8}$ " x  $2\frac{5}{8}$ "

D (cut 4)  $2\frac{5}{8}$ " x  $2\frac{5}{8}$ "

### Medium Fabric:

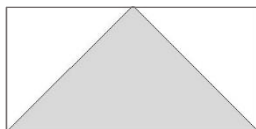
A (cut 1)  $4\frac{1}{2}$ " x  $4\frac{1}{2}$ "

### Dark Fabric:

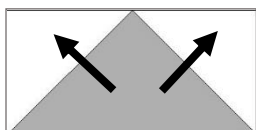
C (cut 1)  $4\frac{1}{2}$ " x  $4\frac{1}{2}$ "

**Directions:** Arrows indicate pressing direction.

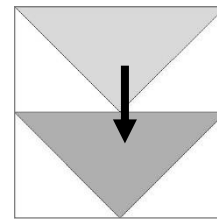
**1.** Use the A and B squares to make four Flying Geese units. Trim to  $2$ " x  $3\frac{1}{2}$ ". See General Instruction Sheet for step-by-step if needed.



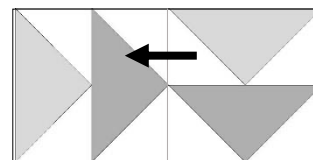
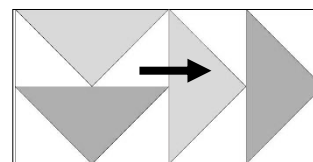
**2.** Repeat to make four Flying Geese using the C and D squares.



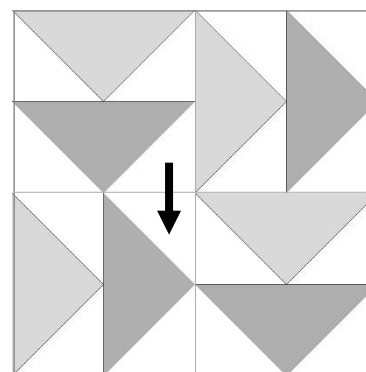
**3.** Join the Flying Geese units into pairs as shown. This unit measures  $3\frac{1}{2}$ " x  $3\frac{1}{2}$ ".



**3.** Arrange the Half-square Triangle and C/D rectangle units as shown with the E square as shown and join into rows;



**4.** Join these pairs to complete the block. Block measures  $6\frac{1}{2}$ " x  $6\frac{1}{2}$ " unfinished.



This pattern is for personal use.

It cannot be copied or distributed in any format. It cannot be used with distribution in any product, including kits or made into a pattern for resale without written permission from Debra Davis.

