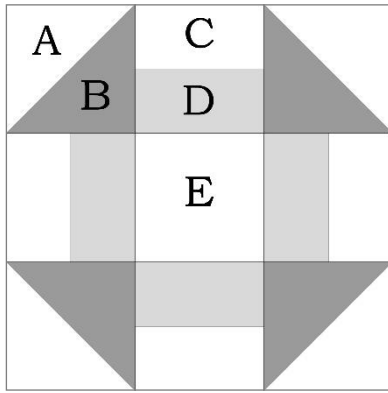


Passing the Days: 34-Churn Dash



Cutting Directions:

Light Fabric:

A (cut 2) 3" x 3"

C (cut 4) 2" x 1½"

E (cut 1) 2½" x 2½"

Medium Fabric:

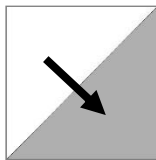
D (cut 4) 2" x 1½"

Dark Fabric:

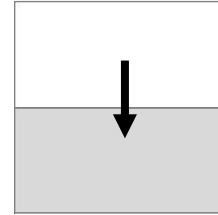
B (cut 2) 3" x 3"

Directions: Arrows indicate pressing direction.

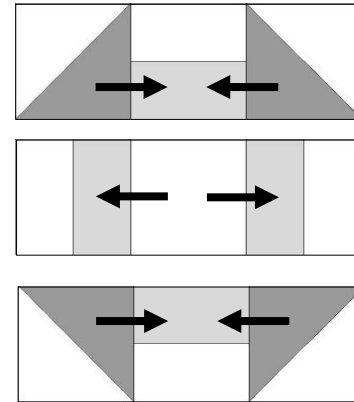
1. Use the A and B squares to make two half-square Triangles. Trim to 2½" x 2½". See General Instruction Sheet for step-by-step if needed.



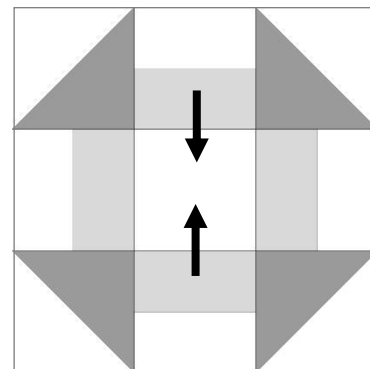
2. With right sides together, join the C and D rectangles. This unit measures 2½" x 2½".



3. Arrange the Half-square Triangle and C/D rectangle units as shown with the E square as shown and join into rows;



4. Join these pairs to complete the block. Block measures 6½" x 6½" unfinished.



This pattern is for personal use.

It cannot be copied or distributed in any format. It cannot be used with distribution in any product, including kits or made into a pattern for resale without written permission from Debra Davis.

