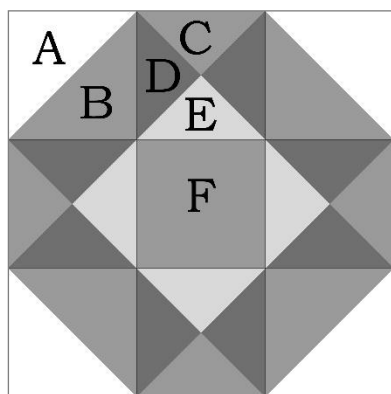


# Passing the Days: 31-Swamp Angel



## Cutting Directions:

### Light Fabric:

A (cut 2) 3" x 3"

E (cut 1) 3½" X 3½"

### Medium Fabric#1:

B (cut 2) 3" x 3"

C (cut 1) 3½" X 3½"

F (cut 1) 2½" x 2½"

### Medium Fabric#2:

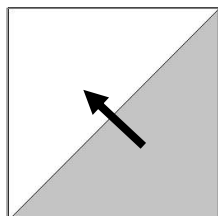
E (cut 2) 3½" X 3½"

### Dark Fabric:

D (cut 2) 3½" X 3½"

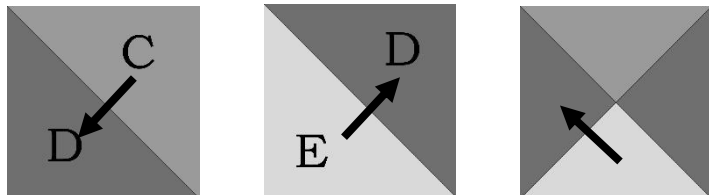
**Directions:** Arrows indicate pressing direction.

**1.** Use the A and B squares to make four half-square Triangles. Trim to 2½" x 2½". See General Instruction Sheet for step-by-step if needed.

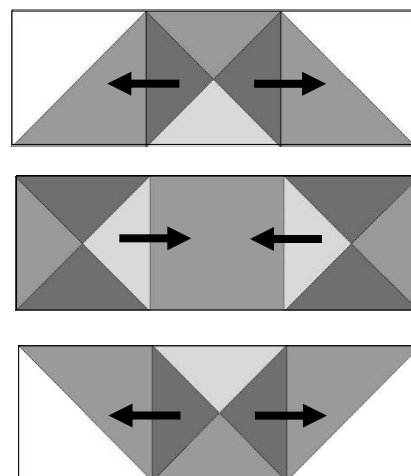


**2.** Make four Hourglass units following directions given in General Instruction Sheet.

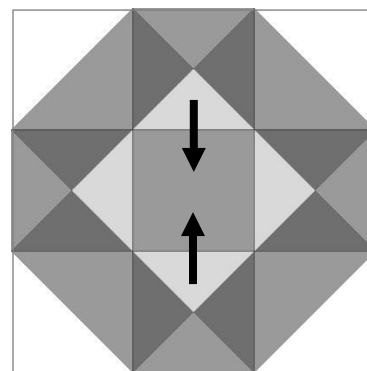
You will start by joining a D/C Half-square Triangle with a D/E Half-square Triangle.



**3.** Lay out all units as shown. Sew together into rows.



**4.** Join these rows to complete the block. Block measures 6½" x 6½" unfinished.



This pattern is for personal use.

It cannot be copied or distributed in any format. It cannot be used with distribution in any product, including kits or made into a pattern for resale without written permission from Debra Davis.

Tuning My Heart  
Quilts, LLC