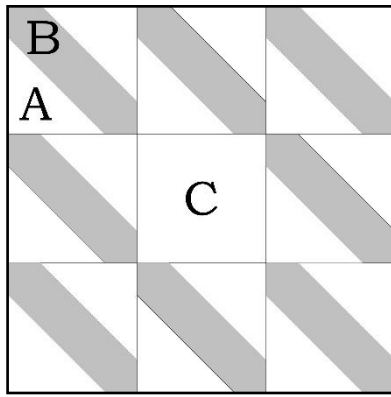


Passing the Days: 25-Nonesuch



Cutting Directions:

Light Fabric:

A (cut 16) 2" x 2"

C (cut 1) 2½" x 2½"

Medium Fabric:

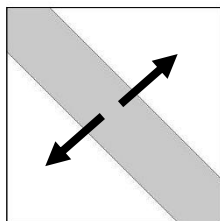
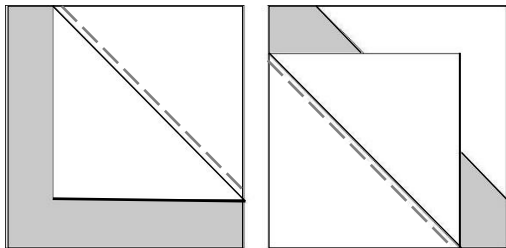
B (cut 8) 2½" x 2½"

Changes for Multi-color Version:

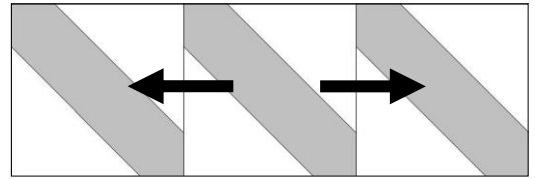
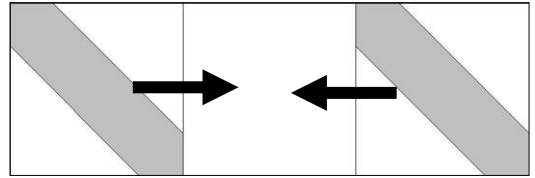
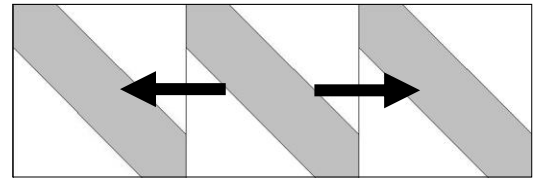
B-cut 1 from each of 8 different fabrics.

Directions:

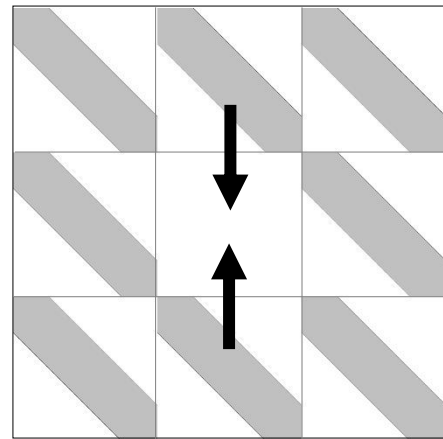
1. Use the Quick Corner Triangle method from the General Instructions. Sew the B squares to each A square to make 8 units altogether. Press towards B. They should measure 2½" x 2½".



2. Lay out Hourglass units with A and D squares as shown. Sew together into rows.



3. Join these rows to complete the block. Block measures 6½" x 6½" unfinished.



This pattern is for personal use. It cannot be copied or distributed in any format. It cannot be used with distribution in any product, including kits or made into a pattern for resale without written permission from Debra Davis.

Tuning My Heart
Quilts, LLC