


# Passing the Days: 22-Patience 9-patch



## Cutting Directions:

### Light Fabric:

A (cut 3)  $2\frac{1}{2}$ " x  $2\frac{1}{2}$ "

### Medium Fabric:

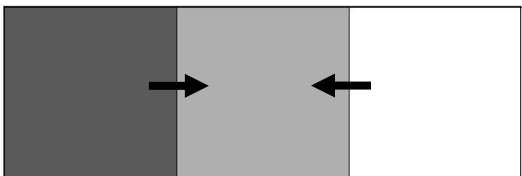
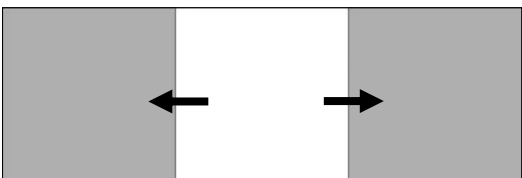
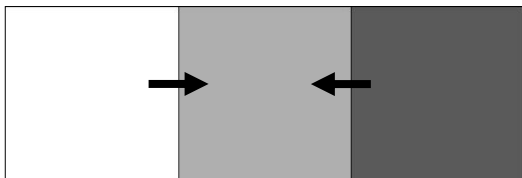
B (cut 4)  $2\frac{1}{2}$ " x  $2\frac{1}{2}$ "

### Dark Fabric:

C (cut 2)  $2\frac{1}{2}$ " x  $2\frac{1}{2}$ "

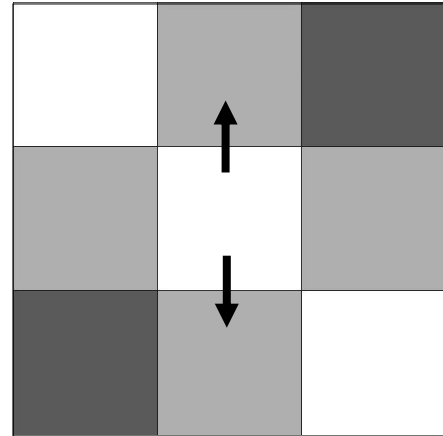
**Directions:** See General Instructions for piecing various aspects of the block. Press as indicated by arrows.

**1.** Lay out sections as shown. Sew together into rows.



**9.** Join these rows to complete the block, matching seams.

Block measures  $6\frac{1}{2}$ " x  $6\frac{1}{2}$ " unfinished.



Join me for all the fun in my private Facebook group:  
<https://www.facebook.com/groups/tuningmyheartsewalong/>

and my general Facebook page:

<https://www.facebook.com/tuningmyheartquilts/>

Stay up to date with all the latest happenings by signing up for [Blog Updates](#) on my blog or by signing up for my newsletter: [Tuned into Quilting](#)

This pattern is for personal use. It cannot be copied or distributed in any format. It cannot be used with distribution in any product, including kits or made into a pattern for resale without written permission from Debra Davis.

