


# Passing the Days: 19-Nine-Patch



## Cutting Directions:

### Dark Fabric:

A (cut 4) 2½" x 2½"

### Medium Fabric:

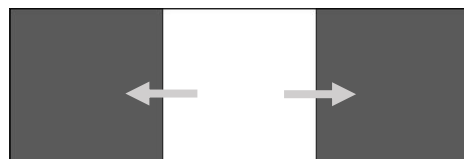
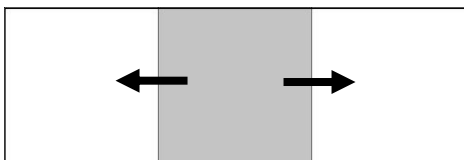
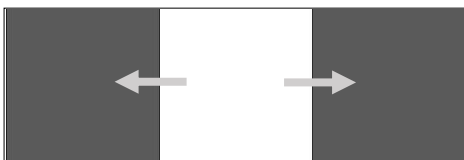
C (cut 4) 2½" x 2½"

### Light Fabric:

B (cut 4) 2½" x 2½"

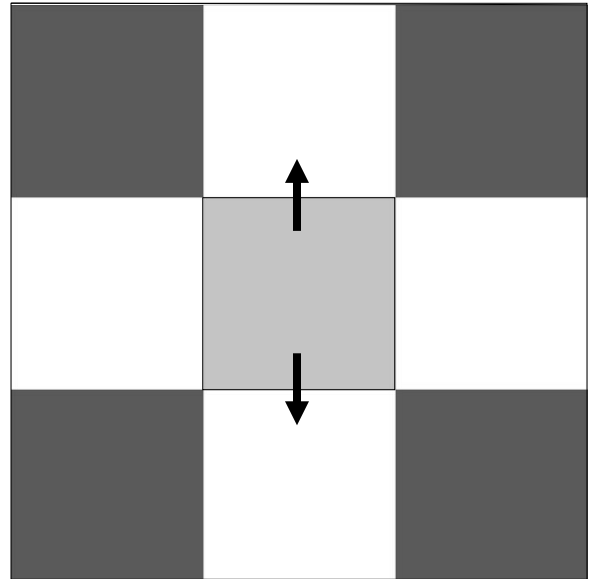
**Directions:** (Press as indicated by arrows.)

1. Lay out A, B, and C squares in order.  
Join into rows.



2. Join these rows to complete the block, matching seams.

Block measures 6½" x 6½" unfinished.



Join me for all the fun in my private Facebook group:

<https://www.facebook.com/groups/tuningmyheartsewalong/>

and my general Facebook page:

<https://www.facebook.com/tuningmyheartquilts/>

Stay up to date with all the latest happenings by signing up for [Blog Updates](#) on my blog or by signing up for my newsletter: [Tuned into Quilting](#)

This pattern is for personal use. It cannot be copied or distributed in any format. It cannot be used with distribution in any product, including kits or made into a pattern for resale without written permission from Debra Davis.

