

Passing the Days: 17-Buckwheat



Cutting Directions:

=Cut in half diagonally: yields 2 triangles.

=Cut twice diagonally: yields 4 triangles.

Dark Fabric:

B (cut 2) 1 7/8" x 1 7/8"

D (cut 1) 3 1/4" x 3 1/4"

G (cut 3) 2" x 2"

J (cut 1) 3 1/4" x 3 1/4"

L (cut 1) 3 1/4" x 3 1/4"

Medium Fabric:

A (cut 2) 1 7/8" x 1 7/8"

C (cut 1) 3 1/4" x 3 1/4"

H (cut 3) 2" x 2"

K (cut 1) 3 1/4" x 3 1/4"

Light Fabric:

E (cut 1) 3 1/4" x 3 1/4"

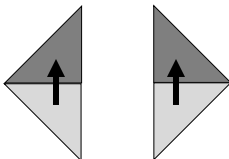
F (cut 2) 3 1/2" x 3 1/2"

I (cut 1) 3 1/4" x 3 1/4"

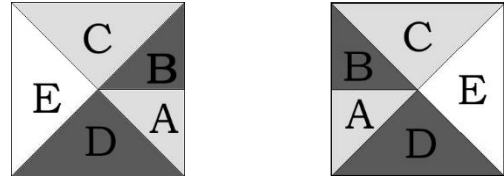
M (cut 1) 3 1/4" x 3 1/4"

Directions: (Press as indicated by arrows)

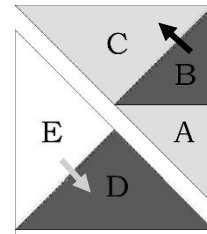
1. Join the A and B triangles together making two of each of the following:



2. Lay out the C, D, and E triangles with the A/B triangles to make two of each of the following:

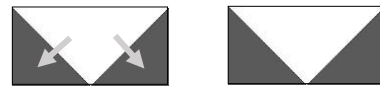


3. Join the A/B units with the C Triangles and the E and D triangles.



4. Join these together to finish the corner units. Trim to 2 1/2" x 2 1/2"

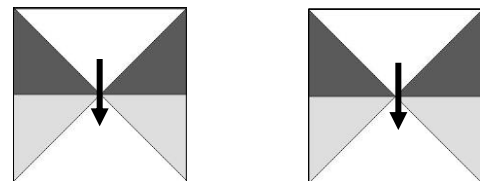
5. Use the G squares and one of the F squares to make Flying Geese using the No-waste method. (you will only need two)




6. Repeat with the H squares and remaining G square. (you will only need two)



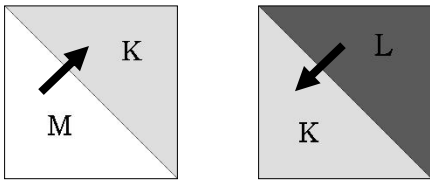
7. Trim the Flying Geese to 1 1/2" x 2 1/2". Join together as shown to make 2 units.



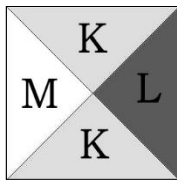
8. Use the I and J squares to make one Hourglass unit pressing towards the dark side. Trim to $2\frac{1}{2}$ " x $2\frac{1}{2}$ "



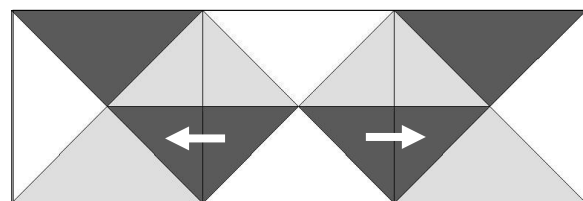
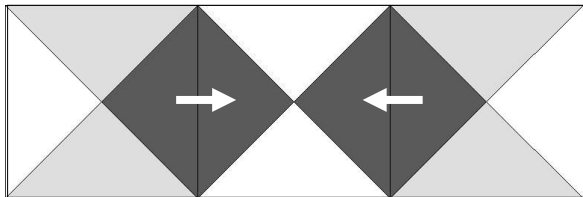
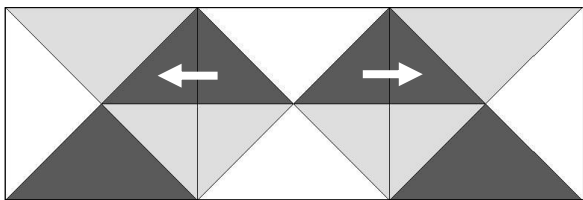
9. Make two Quarter Square Triangle units using K, L, and M squares. To begin, make Half-square Triangles (HST's) in the following combinations.



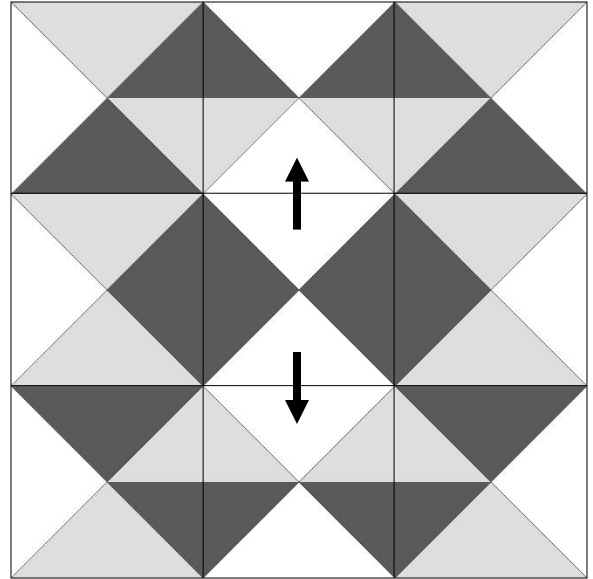
10. Join one of each combination, making sure the K triangles are opposite each other.



10. Lay out all of the units as shown. Watch direction that they are facing. Match seams and sew together into rows.



10. Join these rows to complete the block. Block measures $6\frac{1}{2}$ " x $6\frac{1}{2}$ " unfinished.



This pattern is for personal use. It cannot be copied or distributed in any format. It cannot be used with distribution in any product, including kits or made into a pattern for resale without written permission from Debra Davis.

